



Electric Service Guidelines

**Temporary Service
Section 600**

July 2010

Oncor Electric Delivery Company

ELECTRIC SERVICE GUIDELINES

These Electric Service Guidelines supersede all prior issues of Electric Service Guidelines issued by Company and become effective with all construction **on or after July 1, 2010**. For more information call the Company at 1-888-313-6862 or visit our website at

<http://www.oncor.com>

For underground cable locates call 811.

FOREWORD

**SECTION 100
GENERAL INFORMATION**

**SECTION 200
CLEARANCES**

**SECTION 300
OVERHEAD SERVICE**

**SECTION 400
UNDERGROUND SERVICE**

**SECTION 500
METERING AND ASSOCIATED EQUIPMENT and
CONNECTOR APPLICATION TABLES**

**SECTION 600
TEMPORARY SERVICE**

FOREWORD

This booklet is issued by Oncor Electric Delivery Company (Company) for use by Customers and their agents.

This booklet should be used as a guide in planning the installation of electrical equipment and methods of receiving electrical power and energy from the electrical delivery system of Company.

If service methods other than the examples discussed in this booklet are required, the Customer is to obtain written Company approval prior to letting bids and installing equipment.

Where local inspection authority is not involved, meter installations should be wired in accordance with the latest edition of the National Electrical Code or Company specifications when the Company specifications exceed those of the National Electrical Code.

The information presented herein will be revised periodically to reflect changes which may develop. **It is the Customer's responsibility for obtaining the latest revision.**

The latest revision can be obtained at:

http://www.oncor.com/electricity/construct/guidelines/const_guide.aspx

NOTE: Revisions are highlighted in yellow on the Internet copy only.

SECTION 600 – TEMPORARY SERVICE INSTALLATION

600.01 General

To initiate temporary service for construction or other purposes, contact Oncor Electric Delivery Company at 1-888-222-8045. Customer must choose a Retail Electric Provider in order to have a meter installed for temporary service to be delivered (energized).

600.02 Temporary Service from Overhead Secondary

See Figure 6-A

600.03 Temporary Service from Underground Secondary

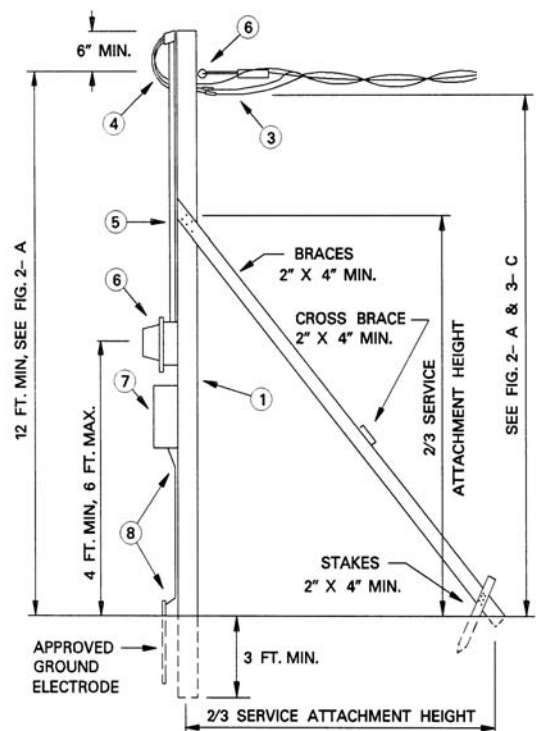
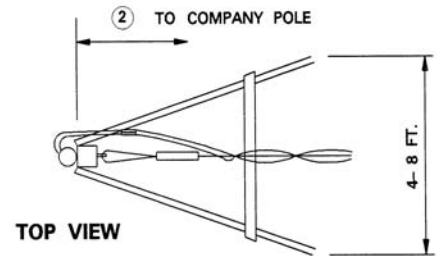
See Figure 6-B

TEMPORARY SERVICE POLE FROM OVERHEAD SECONDARY

FIGURE 6-A

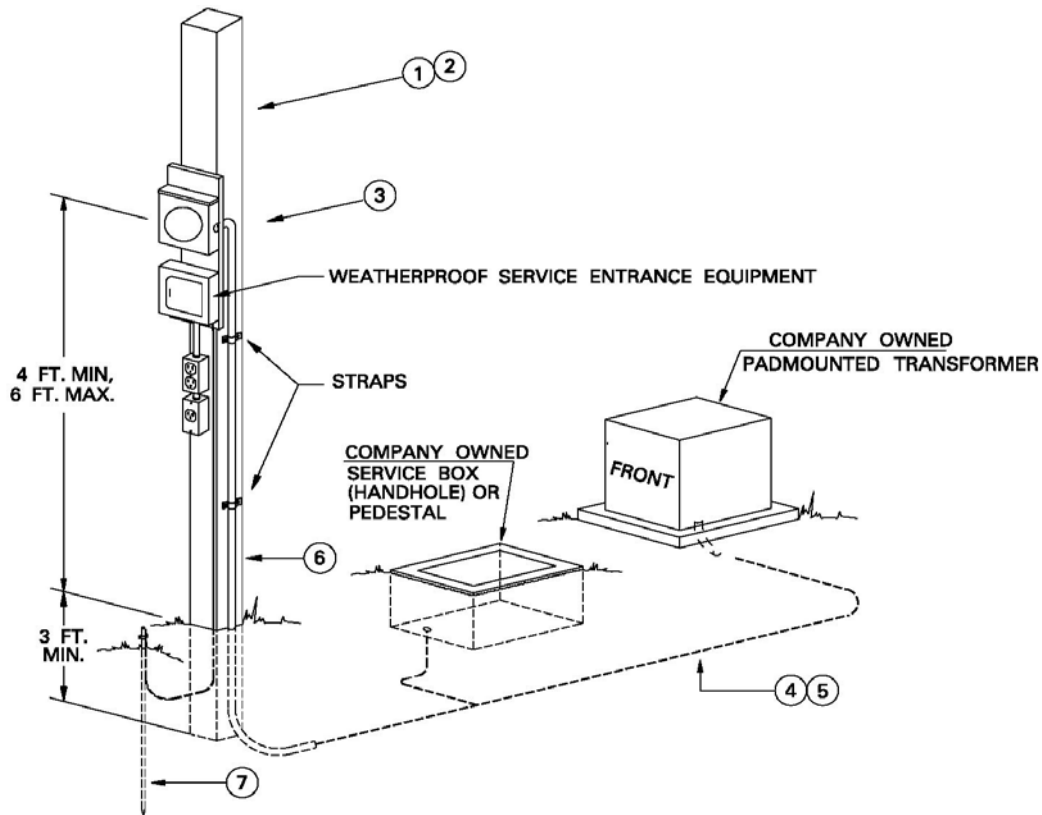
NOTES:

1. Temporary service pole provided and installed by Customer. Pole must provide sufficient height for the service drop to meet minimum clearances given in Section 200, Figure 2-A (12 ft. minimum). Pole to be a minimum 4" X 4" X 16 ft. unspliced or 5" minimum diameter creosote pole.
2. Service pole must be within maximum distance specified in Section 300, Figure 3-C. Reduced distance may be required for larger services to maintain minimum clearances.
3. Service drop conductors, service grips and service connectors owned and installed by Company.
4. Service entrance conductors (minimum # 8 Cu or # 6 Al), provided and installed by Customer, shall extend 24 inches or the minimum length required by local ordinance outside of the service head for connection to Company service drop. Phase conductors to have black insulation and neutral conductor to be marked white or bare.
5. Service head and raceway provided and installed by Customer to protect service entrance conductors. Two or more conduit straps shall be provided to support conduit.
6. Service attachment and meter socket provided, installed and maintained by Customer. Customer installs service drop attachment of adequate strength for attachment of Company's service drop conductors. See Section 300, Figure 3-B.
7. Weatherproof service switch or breaker panel provided and installed by Customer.
8. Customer's grounding electrode conductor (#6 Cu minimum) shall originate in the service entrance equipment and extend to an approved ground electrode. The grounding electrode conductor shall not terminate within the meter socket. Company reserves the right to refuse installation of service contingent upon observing an unsafe Customer connection.
9. All other materials provided and installed by the Customer.
10. Customer shall not allow pole to be moved or tampered with as long as Company's service conductors are attached.



TEMPORARY SERVICE POLE FROM UNDERGROUND SECONDARY

FIGURE 6-B



NOTES:

1. Service support to be 4" X 4" minimum wood pole, unspliced, and set a minimum 3' deep. Pole should be installed 6 feet from any alley, sidewalk, or drive.
2. Customer shall not allow pole to be moved or tampered with as long as Company's service wires are attached.
3. Service entrance equipment and pole will be provided, installed, and maintained by the Customer. Customer shall provide, install, and maintain meter socket.
4. Conduit and wire will be furnished by Customer from line side meter terminals to the point of connections at the transformer pad, pedestal, or handhole. Customer will trench within 2 feet of right front side of transformer pad or within 2 feet of pedestal or handhole. Company will make final trenching and connections.
5. Customer furnished wiring from line side terminals of meter socket to connections at pad transformer, pedestal, or handhole may be direct buried where installed with 2'-0" of earth cover.
6. Where exposed aboveground, conductors shall be installed in rigid metallic or flexible metallic conduit.
7. Customer's grounding electrode conductor shall originate from service entrance equipment and shall not terminate in the meter socket. Customer's grounding electrode conductor shall be # 6 Cu. minimum and connected to an approved ground electrode (pole butt wrap is not an approved ground electrode). Company reserves the right to refuse installation of service contingent upon observing an unsafe Customer connection.

Information to be Supplied by Electricians to Pull Meters On Self-Contained Meter Bases

Template for information required when calling the electrician voice mailbox at 1-800-518-2374.
See Section 500, paragraph 500.02.

Electrical Contractor's Company _____

Employee's Name _____

Address where work is to be done _____

City _____

Work to be done

Will work require an electrical inspection? Yes No

Date meter will be pulled _____

Date meter will be replaced _____

Contact phone number for clarifying information _____

DO YOU KNOW THE LAW?

Texas Law & OSHA Regulations

To ensure safety and the protection of the public, Chapter 752 of the Texas Health and Safety Code makes it unlawful for unauthorized persons to **move or be placed or bring any part of a tool, equipment, machine, or material within six (6) feet** of live overhead high voltage lines. Contractors and owners are **legally responsible** for the safety of construction workers under this law. This law carries both criminal and civil liability.

Additionally, OSHA Regulations restrict unauthorized persons from **approaching or operating any equipment or machines within ten (10) feet** of live overhead high voltage lines.

For lines to be turned off, moved, or other arrangements, call your Retail Electric Provider.

Some local Electrical Codes require structures to be located a safe distance away from live overhead high voltage lines as defined by the National Electrical Safety Code.



**Be Safe
Around Electricity**